




Atlantic Capital


Atlantic Capital Exchange

Adding Widgets Quick Reference Guide

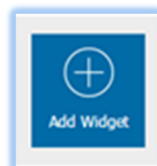
If your company uses other online services such as Bill Pay and/or Remote Deposit, you will see these services as in ACE as separate widgets. You can access these services from the main landing page or you can enable these services inside Atlantic Capital Exchange on the Dashboard.



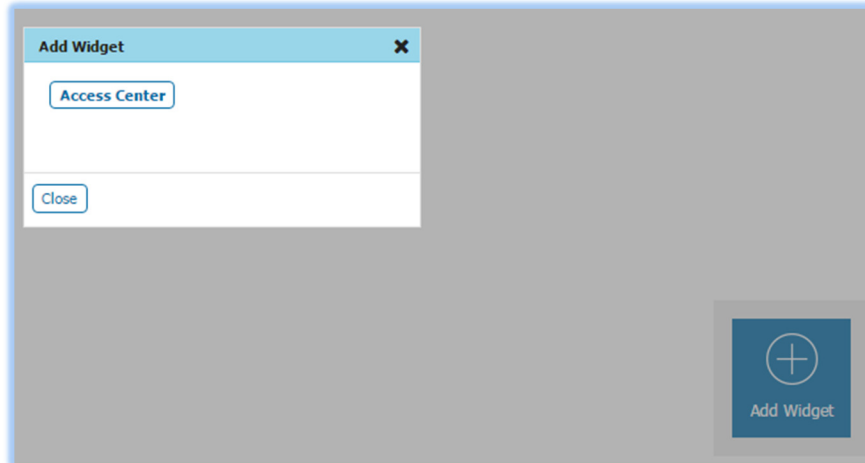
To add a Widget, click on Atlantic Capital Exchange Widget from the landing page to open ACE.



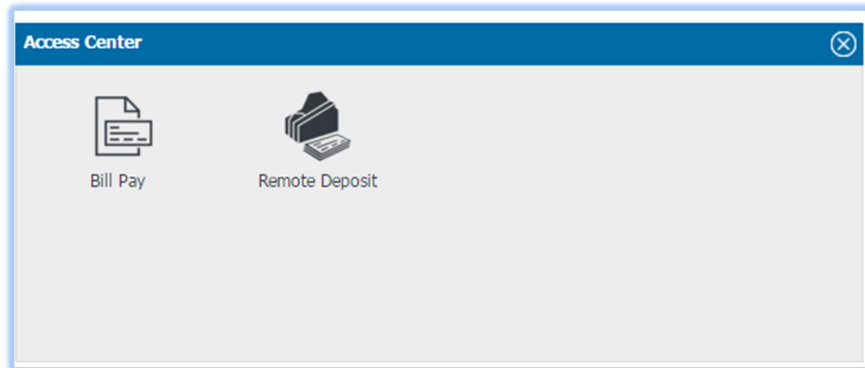
Click on the Dashboard menu tab. At the bottom of the dashboard page you will see the **Add Widget** box.



Click on **Add Widget**.



Click on **Access Center** to display the widget(s). Bill Pay and Remote Deposit icons will show according to the user entitlements.



The Access Center box can be dragged and dropped to the top of the page, or where ever you find meets your need.

Atlantic Capital Good Afternoon Donyale Getz | Last login on Feb 7, 2017 12:51 PM EST

DASHBOARD ACCOUNT INFORMATION PAYMENTS & TRANSFERS STOPS & POS PAY ADMINISTRATION MY SETTINGS

Welcome to Atlantic Capital Exchange

Account Number	Current Available	Current Ledger	Memo Available Balance
*11111 TEST WIZARD R US INC	\$203.94	\$203.94	\$203.94
*58773 TEST WIZARD R US INC	\$3.39	\$3.39	\$3.39