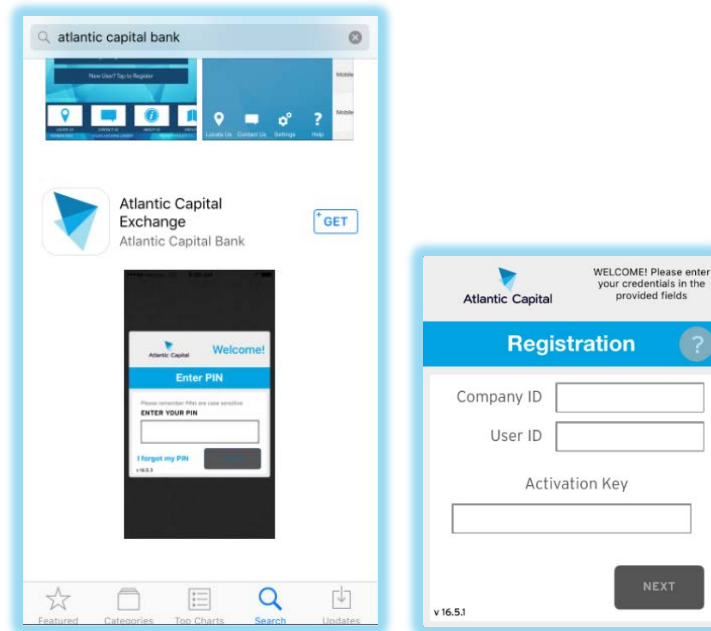


Atlantic Capital Exchange for Mobile

Introducing ACE Mobile Quick Reference Guide

The Atlantic Capital Exchange (ACE) Mobile app is available for smart phones and tablets through the Apple App and Google Play stores.



Registration will require the Company ID, User ID and a Software Activation Key.
Contact your Treasury Services Officer or Treasury Services Support to get started.

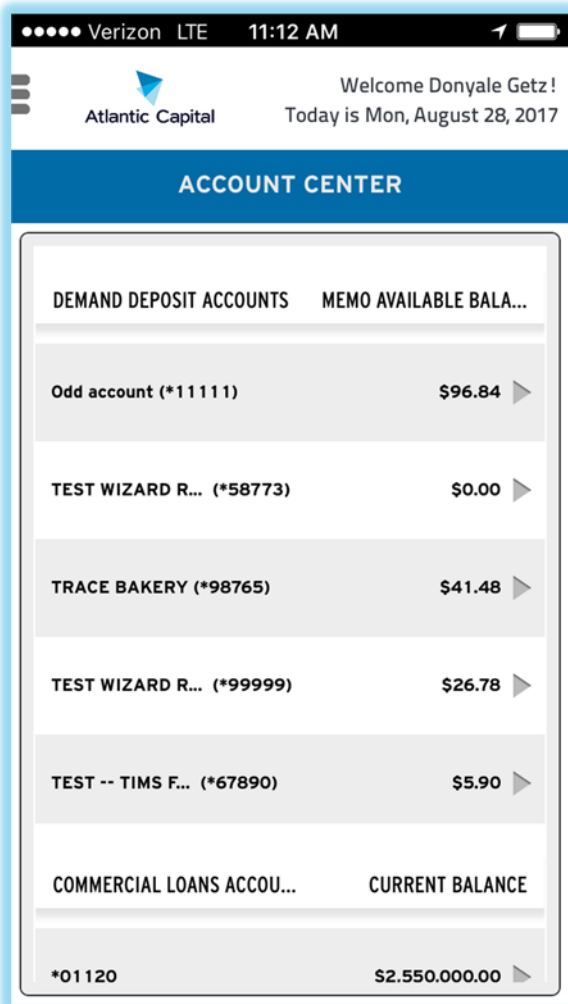
What devices are eligible?

Apple		Android/Google	
iPhone	iOS 7 or newer	Smart Phone	4.1 or newer 1.2 GHZ dual core chip or better 1 GB or more of RAM
iPad	iPad 2 or newer	Tablet 7 inch	4.1 or newer 1.2 GHZ dual core chip or better 1 GB or more of RAM
		Tablet 10 inch	4.1 or newer 1.2 GHZ dual core chip or better 1 GB or more of RAM

Note: ACE mobile is an optional service included with online treasury services. Message and data rates from your mobile carrier may apply. Check your mobile plan for details or restrictions.

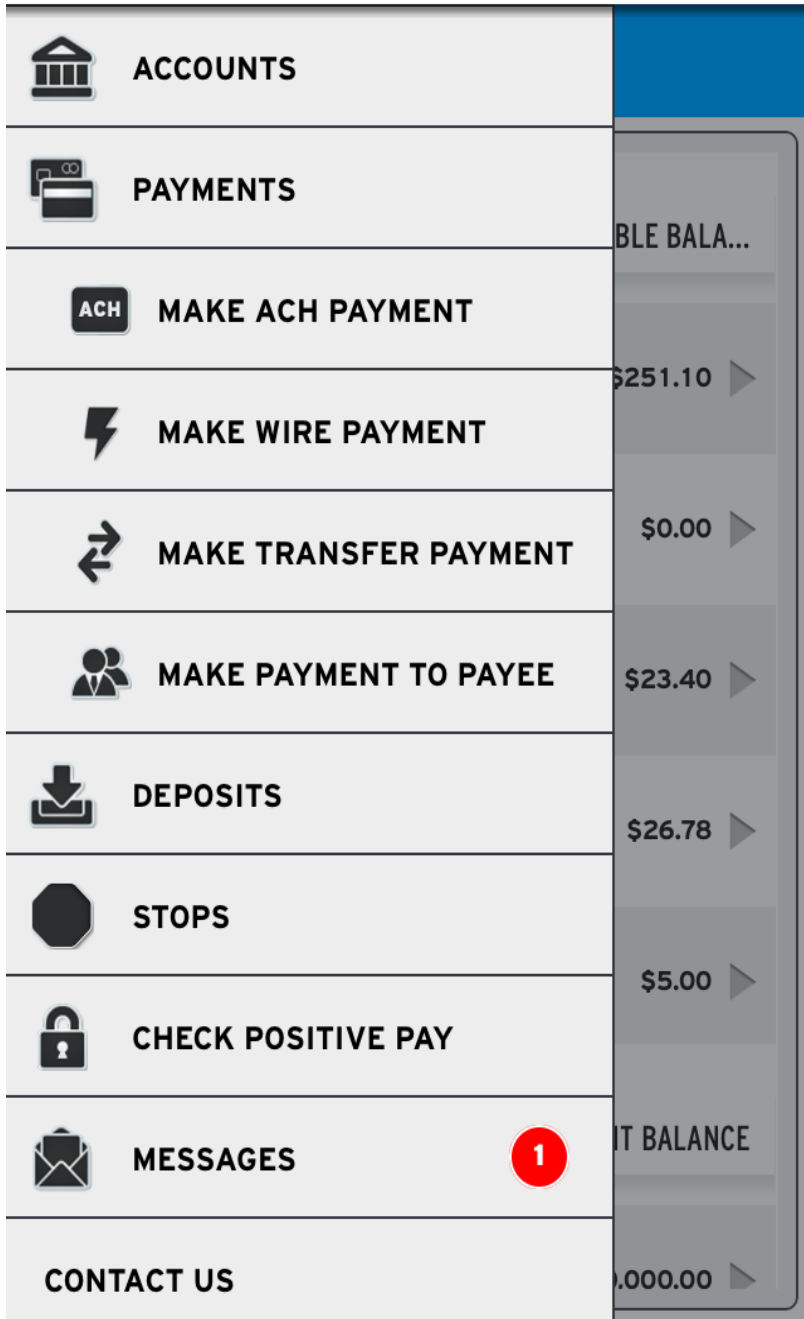
What is available in ACE Mobile?

- Just about any function permitted in the desktop can be accomplished in the mobile app.
- The mobile app will allow the same PIN to be used with the desktop access.
- Company administrators can grant permission to use the mobile app.



ACCOUNT CENTER

- Any account entitled to the user will be available in ACE Mobile.
- Upon log in, ACCOUNT CENTER will be your landing page.
- Account Center is comparable to Quick View in ACE.
- Clicking on the account name/number, the transaction history will display in current date order.
- Images are viewable within the transaction.
- Additional search options are available to refine the inquiry.



PAYMENTS

- Only Payment Services entitled to the company and user will be available in ACE Mobile.

MAKE ACH PAYMENT

- This function will allow authorized users to approve ACH batches.
- Initiation of ACH batches is limited to existing templates added through ACE.

MAKE WIRE PAYMENT

- This function will allow authorized users to approve wire payments.
- Initiation of wire payments is limited to existing “repetitive templates” only.

MAKE TRANSFER PAYMENT

- Move money between accounts.

MAKE PAYMENT TO PAYEE

- Setting up payees in Payee Maintenance in ACE is beneficial when using the mobile app.
- Single wire payments will be expanded to semi-repetitive functionality when initiated, using “payees”.

DEPOSITS

- Make a deposit to any of your accounts.
- Use a mobile device to capture the front and the back of the check.
- Be sure to endorse the back of the check.

STOPS

- Add or view existing stop payments.

CHECK POSITIVE PAY

- Make pay or return decision for positive pay exceptions.

MESSAGES

- View bulletins and secure messages

